Wind.	Conductor type	N. of windings	Rotat	output pin	Winding Layer	N. of Layer	Exit slot	Notes
N1	Copper wire Ø0.15 Ref. 4	0 70	+	1 2	54	2	1/2 2/3	
Insulation: 1 turn of polyester tape Ref.7								
N2	Copper wire Ø0.25 Ref. 5	0 20	+	5 6	20	1	4/5 5/6	Perpendicular crossing on tape
Insulation: 1 turn of polyester tape Ref.7								
N3	Copper wire Ø0.25 Ref. 5	0 29	+	6 7	29	1	5/6 6/7	Perpendicular crossing on tape
Insulation: 1 turn of polyester tape Ref.7								
N4	Copper wire Ø0.15 Ref. 4	0 70	+	2 3	54	2	2/3 3/4	
Insulation: 2 turns of polyester tape Ref.7								
N5	TEX-E Ø0.25 Ref. 6	0 18	+	9 8	18	1	9/10 8/9	Perpendicular crossing on tape
Insulation: 2 turns of polyester tape Ref.7								

At the end of winding apply label ref.14 and then 2 turns of tape ref.13



Bill of materials

Ref.	Description
1	Coil Former E16 12pins (7776/1ST Weisser E245249 or equivalent)
2	Ferrite core EF16 gap0 (B66307-G-X187 Epcos or EE1616S-PL7 Samwha or
	EE16-TP4A TDG or EE16-DMR44 DMEGC or equivalent)
3	Ferrite core EF1 gap0.10mm (B66307-G100-X187 Epcos or EE1616S-PL7
	Samwha or EE16-TP4A TDG or EE16-DMR44 DMEGC or equivalent)
4	Copper wire Ø0.15 G2 155°C (MW79 E125650 or equivalent)
5	Copper wire Ø0.25 G2 155°C (MW79 E125650 or equivalent)
6	Triple insulated winding wire Ø0.25 (TEX-E025 E206460 or STW-B0.25 or equiv.)
7	Polyester adhesive tape H=10.5mm th.=0.06mm (P31 E178430 or equivalent)
8	Anaerobic adhesive -55/+175C° (648 or equivalent)
9	Activator for anaerobic adhesive (7649 or equivalent)
10	Epoxy resin (36T or equivalent)
11	Activator for epoxy resin (IN1005 or equivalent)
12	Polyestere label 4.7x14mm (7816 MH16411 or equivalent)
13	Polyester adhesive tape H=10.5mm th.=0.025mm (1026 E86214 or equivalent)
14	PVC label 9x6mm

Winding rotation

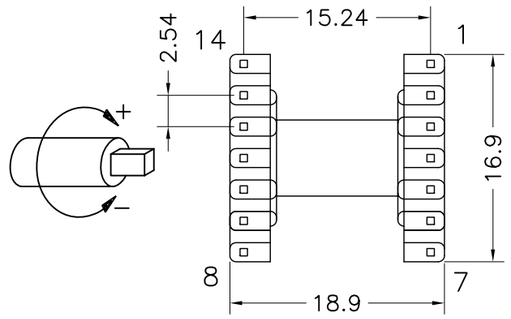

Electrical drawing

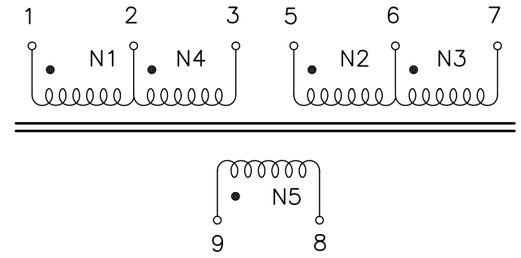

Mechanicals

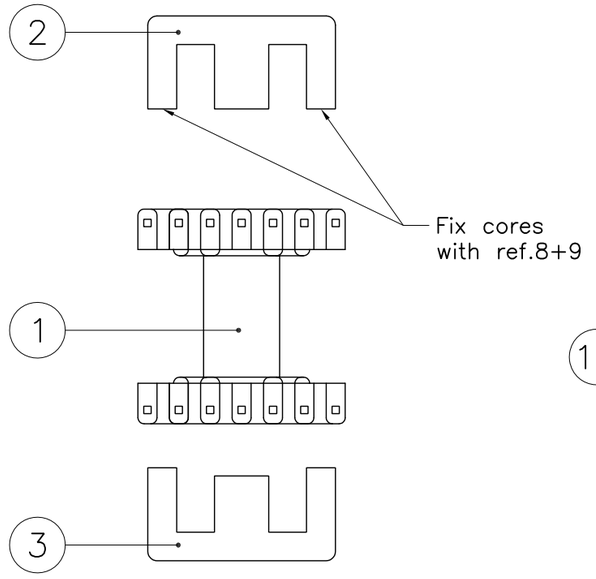

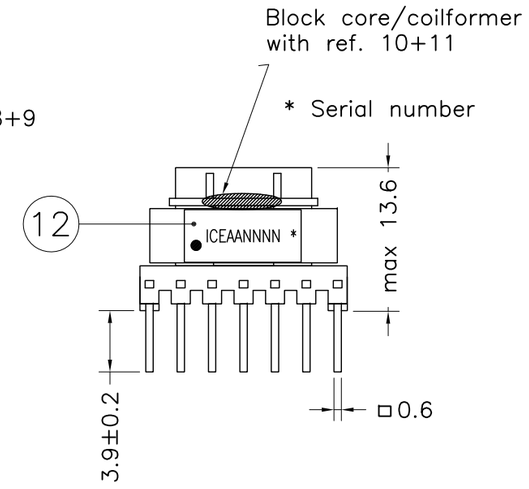

Dimensions in millimeter

RoHS compliant

N°.	Test type	Electrical test: Test conditions	Limits
1	Inductance	1-3 @ 10 kHz - 100 mV	from 3.61 to 4.88 mH
2	Turns ratio	between all windings @ 10 kHz - 100 mV	< 1 turn
3	Dielectric strength	1+3+5+6+7/8+9 @ 2000V - Ac - 2 sec	pass the test
4	Dielectric strength	1+3/5+6+7 @ 500V - Ac - 2 sec	pass the test

REV	Appr. date	Ref. Mod.	Modification description	Editing	Checked and Approved
02	21.07.15		Inserted label ref.14	C. Picciani	D. Di Giorgio
01	24.01.14		Release	C. Picciani	D. Di Giorgio

I.C.E. TRANSFORMERS

DESCRIPTION: **Transformer E16 (130701)**

Mod. AQ 05.09

DOCUMENT TYPE	CODE	REVISION	EMISSION DATE	PAGE
P.F.	**8032.0204.082**	**02**	24.01.14	1 of 1